


OIL LEVEL REGULATOR



APPLICATIONS

- Stationary Generator Sets
- Compressors
- Irrigation Pumps
- Lubricators

MODELS & OPTIONS

- Direct mount model for lubricators
- Glass or composite sight window
- Standard mounting kit available

FEATURES & BENEFITS

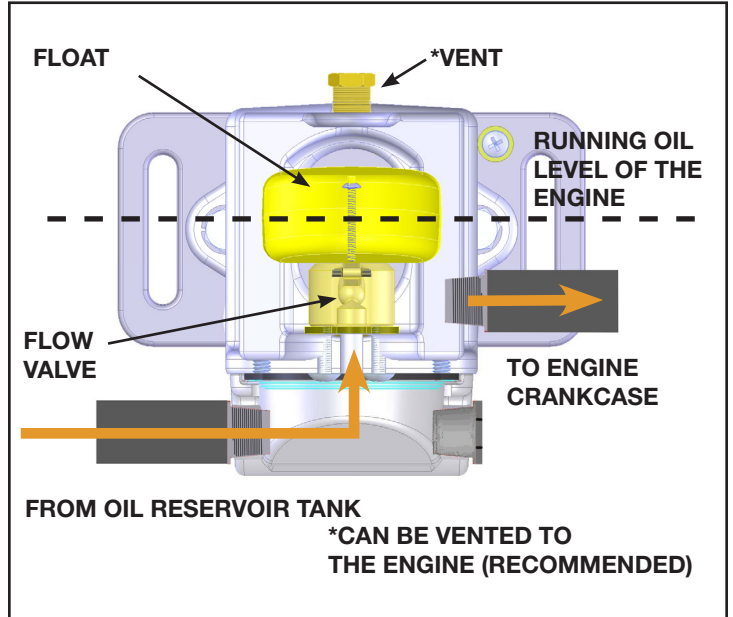
- Proven design with over 50 years of service.
- Automatically maintains proper crankcase oil level
- Visible oil level and float design
- Long life brass and stainless steel flow valve as opposed to a standard rubber valve used in most regulators
- Eliminates frequent and costly manual oil checking and filling
- Low level warning switch



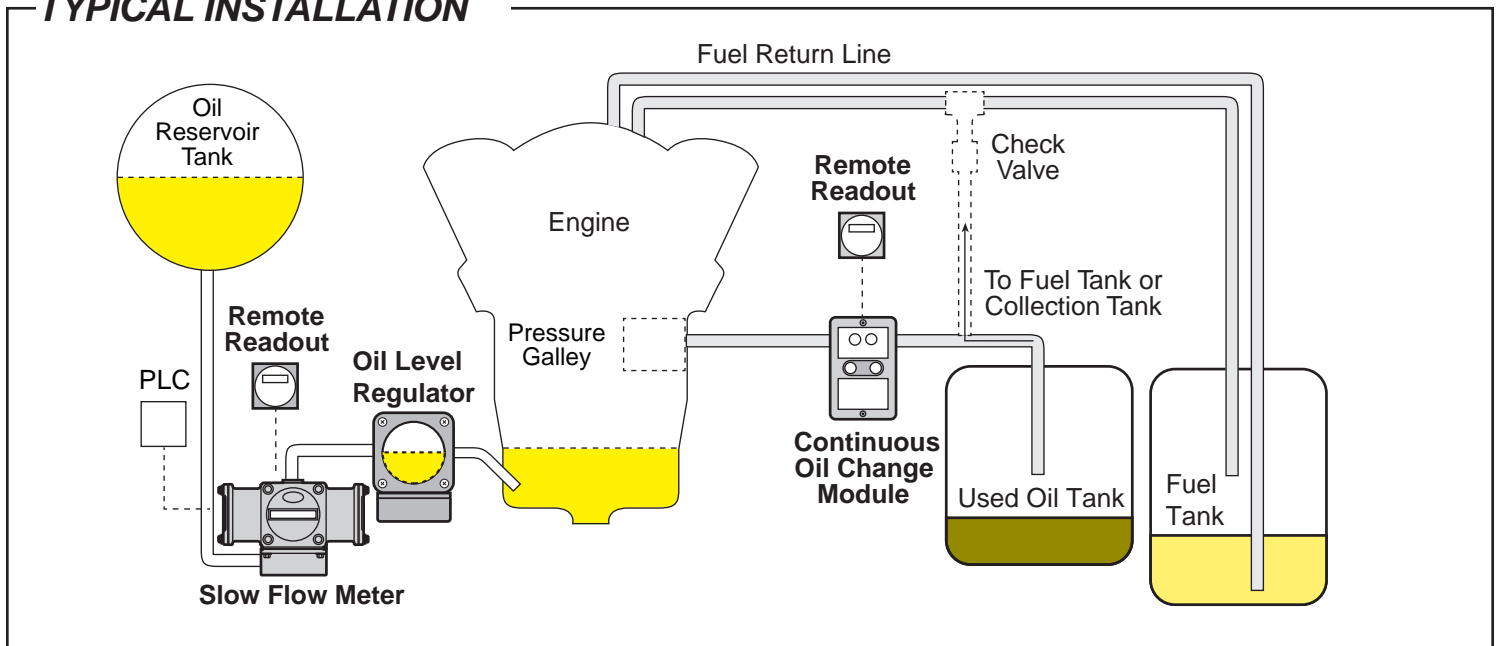
OIL LEVEL REGULATOR

HOW IT WORKS

- The Oil Level Regulator is installed between an oil reservoir tank and the engine oil pan.
- The Regulator is mounted in a position such that the Regulator Float is closed at the running oil level height in the engine oil pan. An atmospheric vent on top of the Regulator is standard. Venting directly to the engine recommended to ensure positive ventilation.
- When the engine oil level drops (from normal consumption or from oil leakage) the Regulator Float drops and opens the Flow Valve. This allows oil to flow from the oil reservoir tank into the engine oil pan. When the oil level rises to the full level, the Float closes the Flow Valve and the flow of reservoir oil into the engine is stopped.
- This is a continuous process as the engine requires replenishment.



TYPICAL INSTALLATION



TO ORDER

Call customer service at 800-328-2611 for your nearest distributor.

UNIVERSAL APPLICATIONS

Use The Oil Level Regulator on Stationary Generator Sets, Compressors, Irrigation Pumps, and Lubricators.

